


A LOOK AT THE CHALLENGES FACING LOW INCOME KIDS AND FAMILIES

Washington state, September 2014

POVERTY BY THE NUMBERS

1 IN 15

People (6%) live in deep poverty.¹



1 IN 7

People (14%) live in poverty.¹



1 IN 3

People (31%) are considered low income.¹



DEFINING POVERTY IN WASHINGTON STATE

USING THE FEDERAL POVERTY LINE (FPL)², A SINGLE PARENT FAMILY WITH TWO KIDS IS DEFINED AS:

DEEP POVERTY → \$9,765 OR LESS
Less than 50 percent FPL

POVERTY → \$19,530 OR LESS
Less than 100 percent FPL

LOW INCOME → \$39,060 OR LESS
Less than 200 percent FPL

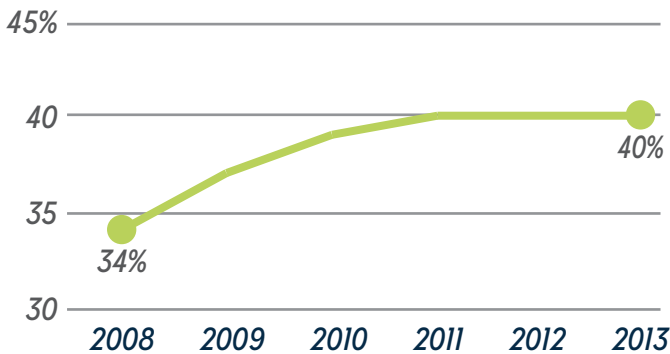
ECONOMIC WELLBEING OF WASHINGTON'S CHILDREN

2 IN 5

Kids live in families that struggle to make ends meet.⁵

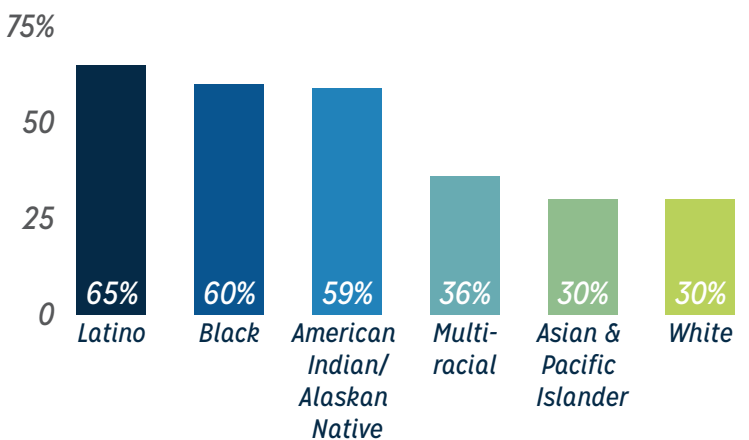
CHILDREN LIVING IN LOW INCOME HOUSEHOLDS REMAINS HIGH.

Children under 18 living below 200 percent FPL, 2008 to 2013³



MORE KIDS OF COLOR LIVE IN LOW INCOME HOUSEHOLDS.

Children under 18 living below 200 percent FPL by race/ethnicity, 2012⁴



5X

The challenges of supporting a family on one income means families headed by single parents are 5X more likely to live in poverty than families headed by married couples.⁶

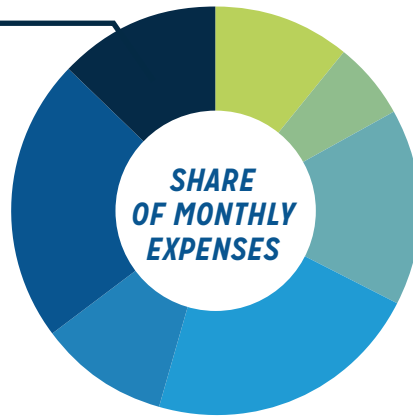
WE CAN DO BETTER: TOO MANY FAMILIES STRUGGLE TO MAKE ENDS MEET

We must ensure everyone has a chance to benefit from our economic growth as Washington state continues to recover from the Great Recession. Half of Washingtonians age 20 to 64 living in poverty are working or looking for work.⁷ However, the jobs available to them are often low wage.

WHAT IT COSTS TO COVER NECESSITIES FOR A SINGLE PARENT WITH TWO KIDS:

MONTHLY COST OF LIVING:

Food	\$536	○
Child care	\$917	
Medical	\$427	
Housing	\$906	
Transportation	\$639	
Other	\$246	
Taxes	\$442	+



annual salary needed **\$49,358**⁹


THE MOST COMMON JOBS IN WASHINGTON DON'T PAY ENOUGH TO COVER BASIC NEEDS

- **1 RETAIL SALES**
\$24,065 median income per year, full time
- **2 CASHIERS**
\$23,004 median income per year, full time
- **3 FOOD SERVICE**
\$19,801 median income per year, full time

THIS CREATES A STRIKING REALITY FOR TOO MANY CHILDREN AND FAMILIES IN WASHINGTON STATE.

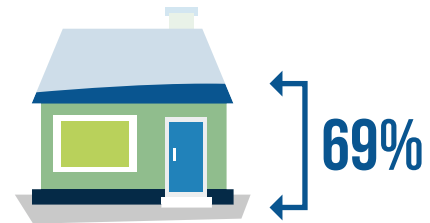
HUNGER

1 IN 5



Children (20%) live in a household that struggles to put food on the table.¹⁰

RISING COSTS OF HOUSING



Over 2/3 of low-income children live in families whose housing costs are unaffordable.¹¹

Sources: 1. BPC analysis of 2013 ACS 1-year Table B17002. 2. DSHS poverty guidelines for 2013. 3. BPC analysis of 2013 ACS 1-year Table B17024. 4. BPC analysis of 2012 ACS 5-year IPUMS estimates. 5. BPC analysis of 2013 ACS 1-year Table B17024. Low income defined as below 200 percent FPL. 6. BPC analysis of 2013 ACS 1-year Table S1702. 7. BPC analysis of 2013 ACS 1-year Table B23024. 8. BPC analysis of Employment Security Department wage and employment estimates for 2013. 9. Massachusetts Institute of Technology's "Living Wage Calculator" estimates for Washington state. 10. Population Reference Bureau, analysis of data from the U.S. Census Bureau, Current Population Survey, Food Security Supplement, 2012. 11. Population Reference Bureau analysis of 2012 ACS estimates.